

Coach Account / Team Creation on COYESS Tournament Website

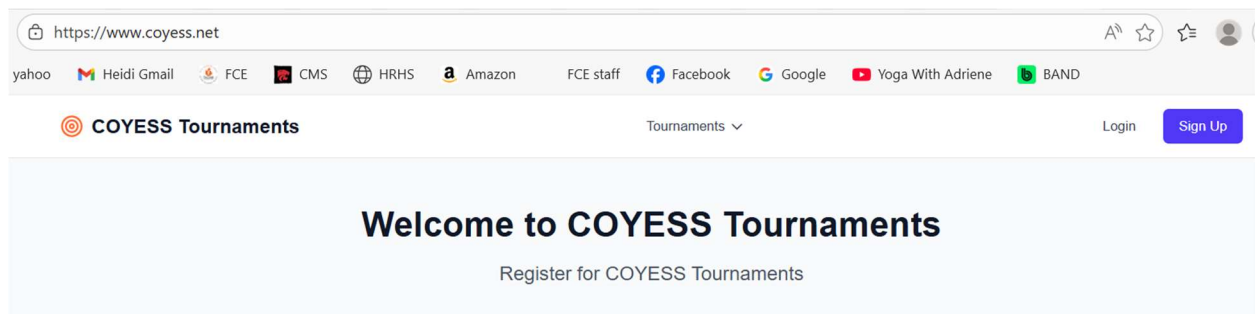
This site is new. If you encounter any issues or have any questions when using this site please contact Jason Nester at 303 883 7490.

The website can take a 10 – 20 seconds to update from time to time. Once you complete an action on the website, please give it a few seconds and wait for the update to occur. Otherwise you may make changes that catch up all at once.

Please follow the instructions below on how to create your head coach account and team on the COYESS Tournament website. This document will also provide instructions for how assistant coaches also register and get assigned to their team.

Go to the COYESS website ([Colorado Youth Education in Shooting Sports](https://www.coyess.net)) and select the “Events” link. Then select the Register for Tournaments link.

Or go directly to the Tournament website ([COYESS Tournaments](https://www.coyess.net/tournaments)).



To create a new coaches account, select the “Sign Up” button in the top right corner.

Choose Your Account Type

Select how you want to sign up

Sign up as Athlete

Sign up as Coach

Already have an account? [Sign in](#)

Select the “Sign up as Coach” button. Enter key information including a secure password for your login. Once you have filled in all the details, select the “Create Coach Account” button at the bottom.

Coach Sign Up

Create your coach account

First Name *

Bob

Last Name *

Hope

Email *

BobHope@example.com

Phone Number (optional)

3035554444

Password *

••••••


Must be at least 6 characters

Next Steps

- Create or join a team
- Register your team for tournaments
- Manage your team roster

Create Coach Account

Once it creates your account, it will redirect you to the main page.

Tournaments TeamsProfileWelcome, John DoeCoachLogout

Welcome to COYESS Tournaments

Register for COYESS Tournaments


Tournaments


Create Tournament


CardsList




March Classic

upcoming

 Golden Gun Club, Watkins, CO

 March 21st, 2026 - March 22nd, 2026


 0 registered athletes


 Skeet  Sporting Clays  Trap


Created by Jason NesterView Details →



Spring Warmup

upcoming

 Golden Gun Club, Watkins, CO

 February 28th, 2026

 35 registered athletes


 Skeet  Trap


100 Skeet and 100 Trap Youth Tournament


Created by Jason NesterView Details →




Feb Classic

upcoming

 Golden Gun Club, Watkins, CO


 February 27th, 2026

 46 registered athletes

 Skeet  Sporting Clays  Trap

Created by Jason NesterView Details →

In the top right corner select the Profile link to update any remaining details around your profile. You can also change your password from this page.

Tournaments TeamsProfileWelcome, John DoeCoachLogout

Profile

John Doe • John.Doe@example.com • Coach

Account Settings

First Name

John

Last Name

Doe

Phone Number

Not set

Email

John.Doe@example.com

Role

Coach

Edit Account Info

Change Password

Profile

John Doe • John.Doe@example.com • Coach

Account Settings

First Name

John

Last Name

Doe

Phone Number

3035439876

Email

John.Doe@example.com

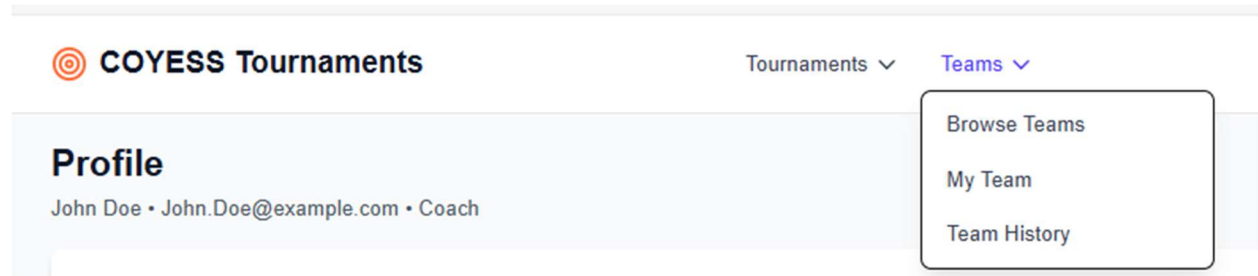
Role

Coach

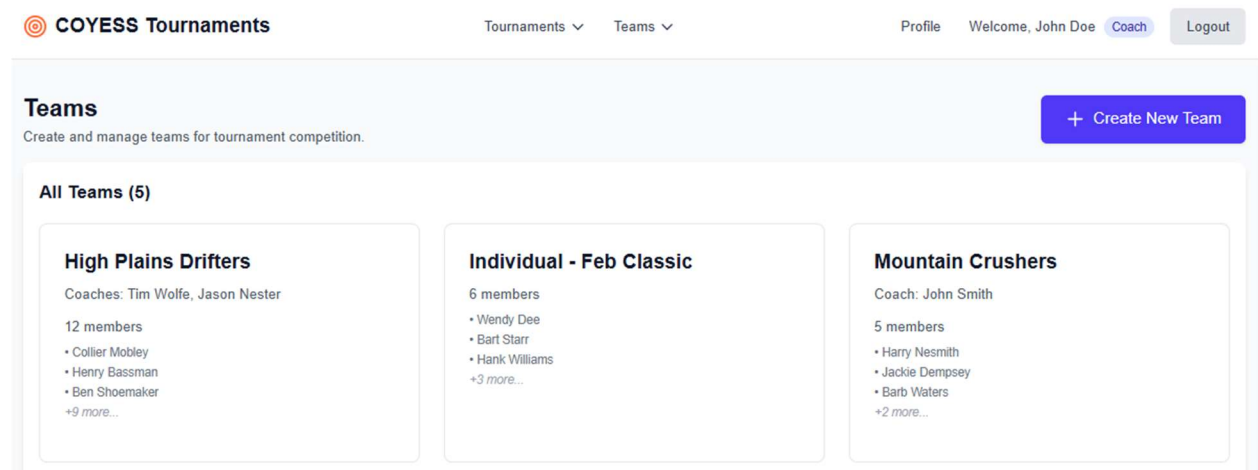
Save Changes

Cancel

Once you have saved your profile changes, go back to the top of the web page and hover over the “Team” menu and see the drop down. Select the “Browse Teams” option.



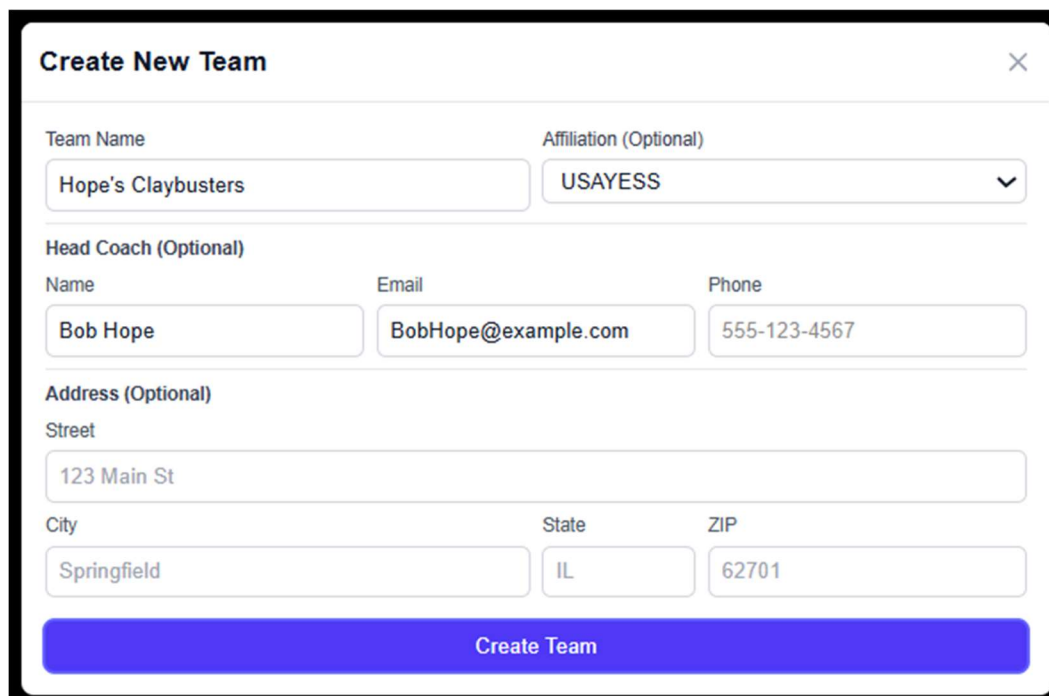
You will be redirected to the Teams page and in the upper right corner select the “+ Create New Team” button.



Fill in the Team information as well as the head coach information. The head coach information should match the coach profile just created.

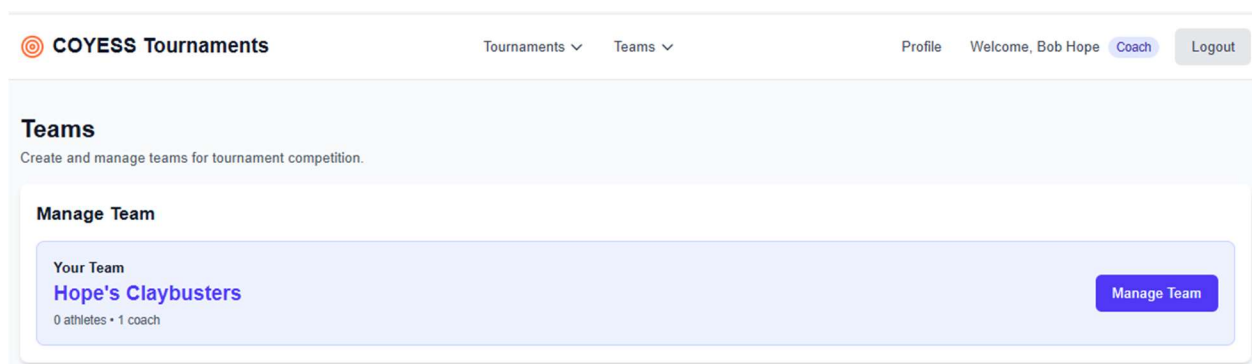
Please enter a valid phone number, preferably your cell number, and your address. We need these to contact you in an emergency during the tournament. We need your address in case we need to mail awards to your athletes after the tournament.

Once completed press the “Create Team” button.



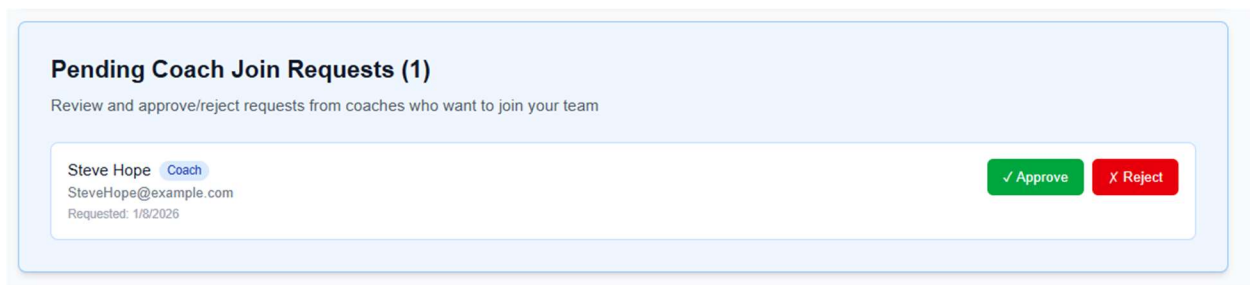
The image shows a 'Create New Team' form with a close button (X) in the top right corner. The form is divided into several sections: 'Team Name' with a text input field containing 'Hope's Claybusters'; 'Affiliation (Optional)' with a dropdown menu showing 'USAYESS'; 'Head Coach (Optional)' with three input fields for 'Name' (Bob Hope), 'Email' (BobHope@example.com), and 'Phone' (555-123-4567); and 'Address (Optional)' with four input fields for 'Street' (123 Main St), 'City' (Springfield), 'State' (IL), and 'ZIP' (62701). At the bottom of the form is a large blue button labeled 'Create Team'.

Once it creates your team, it will redirect you to a page that shows your team and allows you to manage it. Select the “Manage Team” button.




The image shows a web interface for 'COYESS Tournaments'. The top navigation bar includes the logo, 'Tournaments' and 'Teams' dropdown menus, and user links for 'Profile', 'Welcome, Bob Hope', 'Coach' (highlighted), and 'Logout'. The main content area is titled 'Teams' with the subtitle 'Create and manage teams for tournament competition.' Below this is a 'Manage Team' section. It displays 'Your Team' as 'Hope's Claybusters' in blue text, with '0 athletes • 1 coach' below it. A blue 'Manage Team' button is located to the right of the team name.

On the Manage Team page you can update your logo. You can also add coaches and athletes. Once a coach has created an account they can request to join. Those instructions are below. If you log into your account and go to the “Manage Team” menu option from the “Teams” menu, you will see pending coach requests.



You can approve or reject coach requests to your team. Once a coach has been added they have the same rights as you do. They can assign athletes, register the team and team athletes for tournaments, squad athletes in a tournament, and other administrative tasks.

If your athletes have not registered individually yet, you will not be able to add them. We recommend at this point to sign out and request that your athletes create individual accounts. Once they have created their individual accounts, they can request to join your team, or you can select them and add them to your team.

 **COYESS Tournaments**


Tournaments ▾ Teams ▾

Profile Welcome, Bob Hope **Coach** Logout

Manage Team: Hope's Claybusters

Add or remove athletes from your team roster

Team Logo



Upload Logo

- Maximum file size: 5MB
- Accepted formats: JPEG, PNG, GIF, WebP
- Recommended: Square image, at least 200x200px

Team Information

Edit

Team Name		Affiliation	
Hope's Claybusters		USAYESS	
Head Coach			
Name	Email	Phone	
Bob Hope	BobHope@example.com	-	
Address			
Street			
-			
City	State	ZIP	
-	-	-	

Once athletes are in the system you will see them listed below the Current Roster section. You can select them and add them to your team. Please do not add any athletes that are not part of your formal team.

Add athletes to Team

Select athletes to add to your team roster

Fred Flintstone
fred@example.com

Add to Team

Grusome Gary
gary@example.com

Add to Team

test test
test@example.com

Add to Team

After your athletes have registered, if you log into your account and go to “Manage Team” from the “Teams” menu at the top, you might see athletes that have requested to join your team.

Pending Join Requests (1)

Review and approve/reject requests from athletes who want to join your team

Jane Doe
Jane.Doe@example.com
Requested: 1/5/2026

✓ Approve

✗ Reject

Current Roster (0)

No active athletes on your team yet. Add some from the list below!

Add athletes to Team

Select athletes to add to your team roster

Search by name or email...

Jane Doe
Jane.Doe@example.com

Add to Team

test test
test@example.com

Add to Team

Once you have accepted requests from athletes or added your athletes to your team your roster should update and show all the athletes assigned to your team.

Current Roster (1)

Jane Doe • Active
Jane.Doe@example.com
Grade: 9 • Intermediate

[Edit Details](#)[Remove](#)

Add athletes to Team



Select athletes to add to your team roster

test test
test@example.com

[Add to Team](#)

Assistant Coach Creation

Create your login just like the instructions at the top for the head coach.

Tournaments Login [Sign Up](#)

Coach Sign Up

Create your coach account

First Name *

Steve

Last Name *

Hope

Email *

SteveHope@example.com

Phone Number (optional)

3038881111

Password *

Must be at least 6 characters

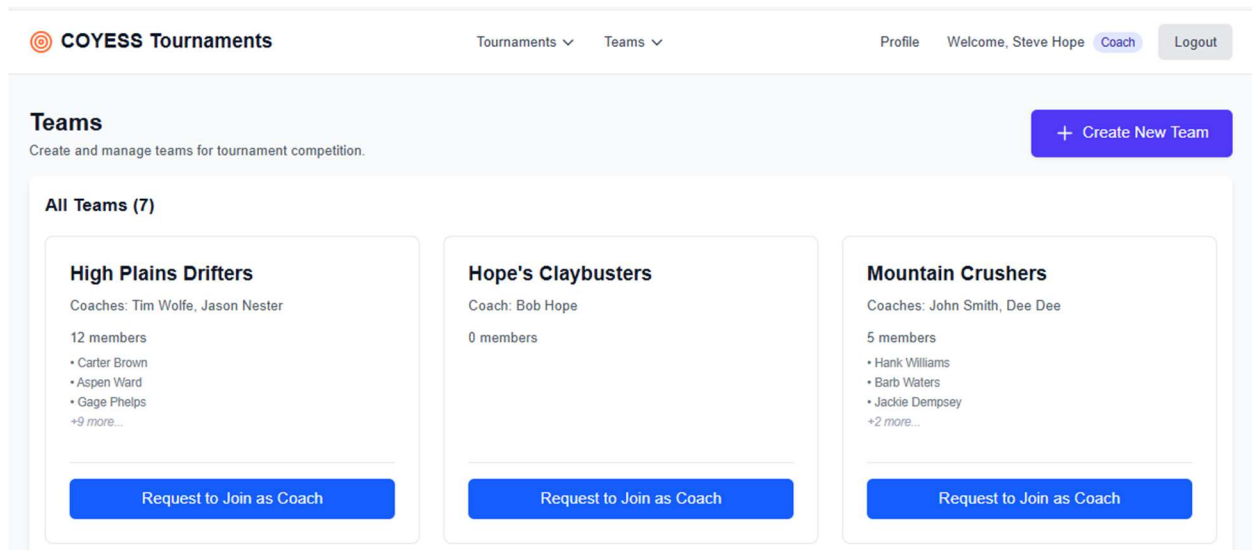
Next Steps

- Create or join a team
- Register your team for tournaments
- Manage your team roster

Create Coach Account

Make sure you review all of your information in your profile and update any missing data.


Assistant coaches do not need to create teams. They can be assigned to their team by an administrator or they can request to join a team. Select the “Teams” menu at the top and select the “Browse Teams” option in the dropdown menu.



Select the Request to Join as Coach button for the team you wish to join.

A modal form titled 'Request to Join Hope's Claybusters as Coach'. It includes a close button (X) in the top right corner. Below the title is a section 'Message to Existing Coach (Optional)' with a text input field containing the placeholder text 'Introduce yourself or explain why you'd like to coach this team...'. Below the input field is a note: 'This message will be sent to the team's coach for approval along with your join request.' At the bottom, there are two buttons: 'Cancel' and 'Send Request'.

Wait for your request to be approved by the head coach.

 **COYESS Tournaments**

Tournaments Teams

Profile Welcome, Steve Hope Coach Logout

Teams

Create and manage teams for tournament competition.


+ Create New Team

Pending Coach Join Requests

Hope's Claybusters
Coach: Bob Hope

pending

Once your request has been approved, if you log into the site and go to “My Teams” menu option from the “Teams” menu, it will take you to the team you are assigned to.

 **COYESS Tournaments**


Tournaments Teams

Profile Welcome, Steve Hope Coach Logout

Manage Team: Hope's Claybusters

Add or remove athletes from your team roster

Team Logo



Upload Logo

- Maximum file size: 5MB
- Accepted formats: JPEG, PNG, GIF, WebP
- Recommended: Square image, at least 200x200px

Team Information

Edit

Team Name		Affiliation	
Hope's Claybusters		USAYESS	
Head Coach			
Name	Email	Phone	
Bob Hope	BobHope@example.com	-	
Address			
Street			
-			
City	State	ZIP	
-	-	-	

This completes the initial setup of the coach and team.